



Install it yourself! **EasyHang**
INSTALLATION
PATENTED DESIGN

ONE-STEP HANGING with pre-drilled placement holes

ADJUSTABLE HEIGHT for an exact fit

EASY-TO-FOLLOW INSTRUCTIONS keep it simple

REVERSA-HINGE for right or left mounting

WARRANTY PROTECTION

LARSON® storm doors offer unbeatable warranty protection. It's just what you'd expect from LARSON®.

CUSTOMER SUPPORT

With the LARSON Homeowner Helpline, installation answers are as close as your phone or computer. Call 1-888-483-3768 or visit our web site at www.LARSONdoors.com.

CHOOSE YOUR VENTILATION OPTION

Beyond color and style, ventilation is an important option to consider. That is why LARSON® offers storm doors available in Screen Away®, Full-View, or standard venting options.



**SCREEN
AWAY**

RETRACTABLE SCREEN

The retractable screen disappears into the top cassette when not in use. It's the beauty of a clear view with the convenience of ventilation.



FULL-VIEW

Many full view doors come with a full screen that interchanges with the glass. Both options allow you to showcase your primary door.



VENTILATING: MULTI-VENT®

Choose from top or bottom ventilation or both by easily adjusting the glass panels. You control the breeze for maximum comfort.

VENTILATING: REVERSA SCREEN

Half screen reverses for top or bottom ventilation.

VENTILATING: SINGLE-VENT

This half screen option allows for bottom ventilation. The window and screen are part of the door so there is no need to store the screen or glass.

FIND THE STYLE THAT FITS YOUR HOME

See inside for our extensive selection of styles, colors and handle finishes to give you the look you want.



America's #1 Selling Storm Door



LARSON Classic Elegance®

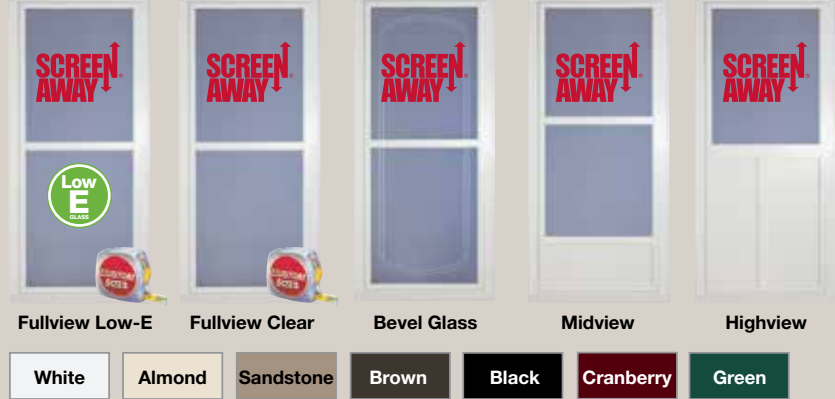


Classic features include premium frame design with overlapping edge for a tight seal and dual weatherstripping on all sides. Designer screw covers conceal exterior screws for a finished look.

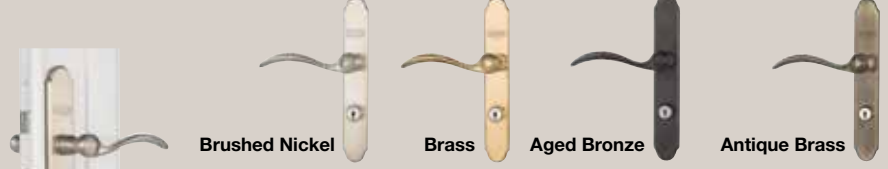
Easy Vent® Selection

- Five styles
- Seven colors

1 Choose your door. Includes glass, disappearing screen, and built-in deadbolt lockset.



2 Choose your handle. Four finishes



Screen Away® Retractable Screen
Storm doors with a disappearing retractable screen offers the beauty of a clear view with the convenience of ventilation. PATENTED DESIGN

Hold Open Closer
Closer with a hold open button for hands-free operation and easy to adjust speed.

Limited Lifetime Warranty protection.


STYLE	MODEL	SIZE	CUSTOM	COLOR
Full-View Low-E Glass	146FVE	32" x 81" 36" x 81" 34" x 81"	✓	White, Almond, Sandstone, Brown, Black, Cranberry, Green
Full-View Clear Glass	146FV	32" x 81" 36" x 81" 34" x 81"	✓	White, Almond, Sandstone, Brown, Black, Cranberry, Green
Full-View Bevel Glass	146BV	36" x 81"		White, Almond, Sandstone, Brown, Black, Cranberry, Green
Mid-View	146MV	32" x 81" 36" x 81" 34" x 81"		White, Almond, Sandstone, Brown, Black, Cranberry, Green
High-View	146HV	32" x 81" 36" x 81"		White, Almond

LARSON First Impressions®

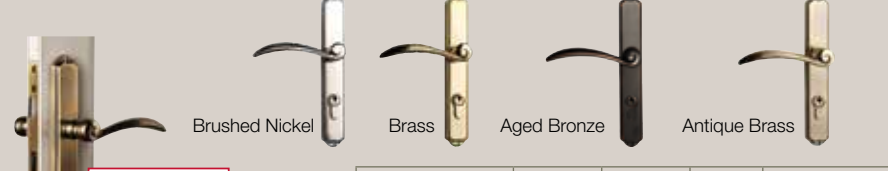
- Seven frame colors
- Five glass options
- Includes full screen
- 2 closers

Beautiful glass designs complement our premium frame, overlapping edge, and dual weatherstripping, offering great selection. Screen and glass interchange for seasonal ventilation. Limited Lifetime Warranty protection.

1 Choose your door.



2 Choose your handle. Four finishes



STYLE	MODEL	SIZE	CUSTOM	COLOR
Low-E Glass	3149-04E	32" x 81"	✓	White, Almond, Sandstone, Brown, Black, Cranberry, Green
Clear Glass	3149-04	36" x 81"	✓	White, Almond, Sandstone, Brown, Black, Cranberry, Green
Arched Double Bevel	3149-13	36" x 81"		White, Almond, Sandstone, Brown, Black, Cranberry, Green
Elegant Bevel	3149-70	36" x 81"		White, Almond, Sandstone, Brown, Black, Cranberry, Green
Wrought Iron	3149-36	36" x 81"		White, Almond, Sandstone, Brown, Black, Cranberry, Green



Matching handles inside and out
Expander matches handle
Hold open closer

Classic Elegance®

Choose from decorative bevel or clear glass, seven colors, and two handle finishes. Includes screen for seasonal ventilation.

MODEL	SIZE	CUSTOM	COLOR
349-04 Clear Brass		✓	White, Almond, Sandstone, Brown, Black, Cranberry, Green
349-52 Clear Brushed Nickel	32" x 81"	✓	White, Almond, Sandstone, Brown, Black, Cranberry, Green
349-13 Bevel Brass	36" x 81"		White, Almond, Sandstone, Brown, Black, Cranberry, Green
349-14 Bevel Brushed Nickel	36" x 81"		White, Almond, Sandstone, Brown, Black, Cranberry, Green

Doors Featuring Screen Away®



Lifestyle
356-60 Brass
356-52 Brushed Nickel

- 1-3/8" thick aluminum frame
- Heavy-duty weather strip
- Designer screw covers conceal exterior screws
- Adjustable-speed closer
- Decorative lever with keyed lock
- Limited Lifetime Warranty Protection



Lifestyle
830-80 Brass
830-82 Brushed Nickel

- DuraTech® finish over solid core provides weather resistance
- Magnetic weather strip seals like a refrigerator
- Matching handles inside and out
- 10-Year Warranty Protection



Life-Core®
370-81

- DuraTech® finish over solid core provides weather resistance
- Heavy-duty weather strip
- Color-matched lever with inside night lock
- 10-Year Warranty Protection

MODEL	SIZE	CUSTOM	COLOR
356-60	32" x 81"		White
356-52	36" x 81"		White
830-80	32" x 81"	✓	White, Almond, Sandstone, Brown
830-82	36" x 81" 34" x 81"		White, Almond, Sandstone, Brown
370-81	32" x 81" 36" x 81" 30" x 81"		White, Almond

Doors Featuring Interchangeable Screen



ClassicView
360-NV

- 1-1/4" thick aluminum frame
- High performance Low-E glass
- Bottom panel is easy to remove
- Adjustable-speed closer in matching colors
- Decorative lever with keyed lock
- Limited Lifetime Warranty Protection



ClassicView
350-13, 350-14 Double Bevel Glass
350-04, 350-17 Clear Glass

- 1-1/4" thick aluminum frame
- Heavy-duty weather strip
- Adjustable-speed closer in matching colors
- Matching handles inside and out
- Limited Lifetime Warranty Protection



Life-Core®
274-FL Color-Match
371-36 Brass

- DuraTech® finish over solid core provides weather resistance
- One adjustable-speed closer
- Matching handles inside and out with built-in Secure Lock®
- 10-Year Warranty Protection

MODEL	SIZE	CUSTOM	COLOR
360-NV Bottom Vent			White, Sandstone, Brown
350-13 Bevel Brass			White, Almond, Sandstone, Brown, Black
350-14 Bevel Brushed Nickel	32" x 81"	✓	White, Almond, Sandstone, Brown, Black
350-04 Clear Brass	36" x 81"	✓	White, Almond, Sandstone, Brown, Black
350-17 Clear Brushed Nickel	36" x 81"	✓	White, Almond, Sandstone, Brown
274-FL Fullview		✓	White, Almond, Sandstone, Brown
371-36 Highview			White

Multi-Vent®

Includes built-in glass and full screen for top and bottom ventilation



Life-Core®
271-TT Multi-Vent®

Lifestyle
830-01 Multi-Vent®

Lifestyle
830-46 Multi-Vent®

MODEL	SIZE	SPECIAL STANDARD	CUSTOM	COLOR
271-TT	32" x 81" 36" x 81"	30" x 81" 34" x 81" 36" x 85"	✓	White, Almond, Sandstone, Brown
830-01	32" x 81"			White, Brown
830-46	36" x 81"			White, Brown

White Almond Sandstone Brown
* 271-TT Special Standard Sizes available in white only

- DuraTech® finish over solid core provides weather resistance
- Magnetic weather strip seals like a refrigerator (830-01, 830-46)
- Lever handles inside and out with built-in Secure Lock® (271-TT)
- Sleek push-button: white on white doors; black on brown doors (830-01, 830-46)
- 10-Year Warranty Protection

Reversa Screen

half screen reverses for top or bottom ventilation



Life-Core®
370-50

Metal-Tech™
360-16

Metal-Tech™
660-16

Metal-Tech™
660-18

- DuraTech® finish over solid core provides weather resistance
- Tear resistant WearTuff™ Screen
- 10-Year Warranty Protection

- 1-1/4" thick all-metal frame is maintenance-free
- Rigid steel kickpanel stands up to abuse
- Sleek modern handle with interior lock
- Limited Lifetime Warranty Protection



Lifestyle
233-ST Etched Grid

Lifestyle
237-CF Etched Grid

MODEL	SIZE	SPECIAL STANDARD	CUSTOM	COLOR
370-50	32" x 81" 36" x 81"	30" x 81" 34" x 81"		White, Brown
360-16	32" x 81"	30" x 81"		White, Brown
660-16	36" x 81"	34" x 81" White only		White, Brown
660-18	32" x 81"			White, Brown
233-ST Brass	32" x 81"			White, Almond, Sandstone, Brown
233-ST Brushed Nickel	36" x 81"			White, Almond, Sandstone, Brown
237-CF Brass	32" x 81"		✓	White, Almond, Sandstone, Brown
237-CF Brushed Nickel	36" x 81"			White, Almond, Sandstone, Brown

White Almond Sandstone Brown

Single-Vent

bottom screen provides dependable ventilation



Lifestyle
830-14

Life-Core®
278-SS

Life-Core®
370-79 Flap Opening: 10"x17"
370-78 XL Flap Opening: 14"x23"

- DuraTech® finish over solid core provides weather resistance
- 10-Year Warranty Protection



Value-Core®
288-SS

Value-Core®
283-ST

Value-Core®
286-SX

Value-Core®
380-05

Vinyl-Clad
298-SS

Vinyl-Clad
293-ST

Vinyl-Clad
296-SX

- Maintenance-free finish over solid core (288-SS, 283-ST, 286-SX)
- DuraTech® finish over solid core (380-05 Mobile Home Door)
- Sleek push-button: white on white doors; black on brown doors
- 10-Year Warranty Protection

- Vinyl finish over solid core
- 5-Year Warranty Protection

MODEL	SIZE	SPECIAL STANDARD	CUSTOM	COLOR
830-14	32" x 81" 36" x 81"		✓	White, Brown
278-SS	32" x 81" 36" x 81"	30" x 81" 34" x 81" 32" x 85" 36" x 85" White only	✓	White, Almond, Sandstone, Brown
370-78	32" x 81"		✓	White, Almond
370-79	36" x 81"		✓	White, Almond

MODEL	SIZE	SPECIAL STANDARD	CUSTOM	COLOR
288-SS	32" x 81"	30" x 81"		White, Brown
283-ST	32" x 81"	30" x 81"		White, Brown
286-SX	36" x 81"			White, Brown
380-05	32" x 75" 30" x 75"			White
298-SS	32" x 81"	30" x 81"		White
293-ST	36" x 81"	34" x 81"		White
296-SX	32" x 81"			White

White Almond Sandstone Brown



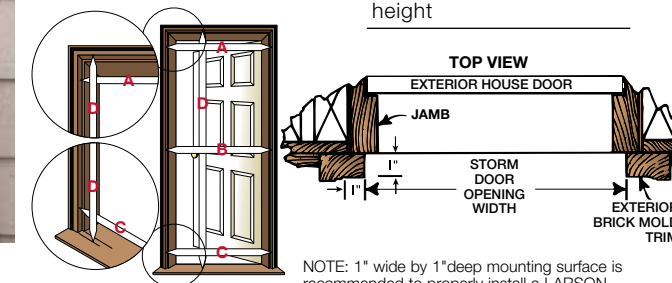
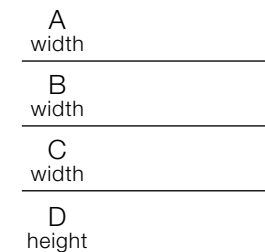
LARSON® DOORS FEATURE EASYHANG®



- No hacksaw needed
- Hinge rail and latch rail expanders included
- Hanger hole for one-step hanging

MEASURE YOUR OPENING

Mark measurements and bring them to any LARSON® retailer.



NOTE: 1" wide by 1" deep mounting surface is recommended to properly install a LARSON Storm Door.

Door Sizes	Min-Max Doorway Width	Min-Max Doorway Height
30 in. x 81 in.	29 ⁷ / ₈ in. to 30 ³ / ₈ in.	80 in. to 81 in.
32 in. x 81 in.	31 ⁷ / ₈ in. to 32 ³ / ₈ in.	
34 in. x 81 in.	33 ⁷ / ₈ in. to 34 ³ / ₈ in.	
36 in. x 81 in.	35 ⁷ / ₈ in. to 36 ³ / ₈ in.	

Size availability varies by model.
CUSTOM SIZES available in select models.
Unless specified, all LARSON doors can be mounted with left or right hinging.



Visit us on the internet at www.LARSONdoors.com
or call our Homeowner Helpline: 1-888-483-3768



We proudly donate our doors through Habitat for Humanity's Gifts-in-Kind program.

LARSON® is a registered trademark of Larson Manufacturing Company of South Dakota, Inc. All rights reserved. Larson Manufacturing Company, 2333 Eastbrook Drive, Brookings, South Dakota, 57006. © 2014. Printed in U.S.A. LARSON reserves the right to alter or discontinue any model, specification, warranty or price without notice. 12-14 09502100

FEATURES

- Heavy duty weatherstripping
- Insulated glass reduces outside noise
- Blinds provide UV protection and heat build-up
- Cordless design is safer for kids and pets
- Designer screw covers conceal exterior mounting screws
- Matching handles inside and out with built-in Secure Lock®
- Two adjustable-speed closers
- 10-Year Warranty Protection



FEATURES

- 1-5/8" thick aluminum frame
 - Overlapping edge conceals hinges
 - Dual weather strip system
 - Designer screw covers conceal exterior screws
 - Matching handles inside and out with concealed 3-point locking system
 - 2 adjustable-speed closers
 - Limited Lifetime Warranty Protection
- ADDED SECURITY**
- Factory strengthened glass
 - Laminated security shield
 - Blocks 99% of UV rays
 - \$1000 break-in limited warranty

Secure Elegance



MODEL	SIZE	COLOR
349-20 Brass	32" x 81" 36" x 81"	White, Almond, Sandstone,
349-17 Brushed Nickel		Brown, Black, Hunter Green, Cranberry
349-15 Aged Bronze		


SecurePRO™

FEATURES

- 1-1/2" thick heavy-duty aluminum frame
- Steel mesh screen
- Self-storing glass system
- Overlap edge for a tighter seal
- Matching handles inside and out with concealed 3-point locking system
- Limited Lifetime Warranty Protection



956-MV



MODEL	SIZE	CUSTOMS	COLOR
Brass Brushed Nickel	32" x 81" 36" x 81"	✓	White, Black


Specify left or right hinge when ordering (L/R)



Classic-View

FEATURES

- Heavy-duty aluminum frame doesn't rust
- Heavy-duty weather strip
- Reversa Screen for top or bottom ventilation
- Matching handles inside and out with BUILT-IN deadbolt
- Limited Lifetime Warranty Protection



MODEL	SIZE	COLOR
3320-07 Brass 3320-17 Brushed Nickel	32" x 81" 36" x 81"	White, Black



Blinds-Between-the-Glass



MODEL	SIZE	COLOR
400-07 Brass 400-17 Brushed Nickel	32" x 81" 36" x 81"	White