

CLASSIC™ STEEL

PREMIUM

garage doors



America's Favorite Garage Doors®



Model 9200, Short Elegant Panel with Optional Colonial 509 Window Design

intellicore®

insulation technology

Clopay Classic™ Steel Premium garage doors featuring Intellicore® insulation technology represent the ultimate smart choice for homeowners. Clopay's Intellicore® insulation is a proprietary polyurethane foam that is injected into our Premium doors, expanding to fill the entire structure. The result is a door with incredible strength and durability. Its dense insulation also produces a quieter door, and with one of the industry's leading R-values of 18.4, it provides year-round comfort and improved energy efficiency.



WARMER

Energy efficiency provides year-round comfort



QUIETER

Dense insulation reduces noise by up to 16 decibels



STRONGER

Enhanced strength resists everyday wear and tear

PREMIUM

Improve your home's appearance and energy efficiency with a Clopay Classic™ Steel Premium insulated garage door. Available with Intellicore® polyurethane insulation or bonded polystyrene insulation in 2" or 1-3/8" thicknesses, Premium models offer exceptional insulating R-values, strength and security, as well as quiet operation and a beautiful appearance. Choose from two panel styles, multiple color options and a wide range of window options to create a door that fits your budget and enhances your home's curb appeal.

3-LAYER CONSTRUCTION

- Weathertight tongue-and-groove section joints help seal out wind, rain and snow.
- Replaceable vinyl bottom weatherseal in a corrosion-resistant retainer helps seal out the elements.
- 2" thick polystyrene and all Intellicore® polyurethane insulation filled doors come standard with 10-ball nylon rollers and heavy-duty 14 gauge steel hinges.
- Clopay's Safe-T-Bracket® helps prevent serious injury that could occur if the bottom bracket were removed with the garage door closed and under tension.
- Prepainted Standard White end stiles and interior steel backing create a clean, finished appearance.
- Inside/outside step plates and grip handles make doors easy and safe to operate.
- 2" thick polystyrene and all Intellicore® polyurethane insulation filled doors comply with 2015 IECC air infiltration requirement of 0.40 cfm/ft² or less (IECC, Section C402.5.2).



2" 1-3/8"
Polyurethane Models

2" 1-3/8"
Bonded Polystyrene Models

27 GAUGE STEEL*	9200 short panel	R-VALUE*
	9203 long panel	
2"		18.4
POLYURETHANE INSULATION		

27 GAUGE STEEL*	4300 short panel	R-VALUE*
	4310 long panel	
2"		9.0
POLYSTYRENE INSULATION		

27 GAUGE STEEL*	9130 short panel	R-VALUE*
	9133 long panel	
1 3/8"		12.9
POLYURETHANE INSULATION		

27 GAUGE STEEL*	4050 short panel	R-VALUE*
	4053 long panel	
1 3/8"		6.5
POLYSTYRENE INSULATION		

* Calculated door section R-value is in accordance with DASMA TDS-163.
† Models with Ultra-Grain® finish and Black paint options are 25 gauge steel.



*Model 9203, Long Elegant Panel with
Optional Charleston 608 Window Design*

DETAIL




Deep panel edging and natural embossed woodgrain texture improve appearance close-up and from the curb.

STYLE



Elegant Short

Complements homes with traditional styling. Models 9200, 9130, 4300 and 4050.



Elegant Long


Ideal for ranch style homes. Models 9203, 9133, 4310 and 4053.

*Doors range from 6' to 16' high and 6'2" to 20' wide. Consult your Clopay Dealer for size options.
WINDCODE® Doors are available to meet most regional wind load requirements.
Consult your local dealer for specific information.*




Model 4050, Short Elegant Panel
with Optional Colonial 509 Window Design

COLORS



Standard White



Almond



Desert Tan



Sandtone



Bronze



Chocolate



Mocha Brown*



Hunter Green



Gray



Charcoal*



Black**

- Exterior steel on standard color doors has a natural woodgrain texture.
- Doors can be painted to match the home's exterior using a high-quality latex exterior paint. Do not use oil-based paint.

Due to the printing process, colors may vary. See your Clopay Dealer for color samples.

**Not available on Models 4050 and 4053.*

†Additional charges apply.

CUSTOM PAINT OPTION



Color Blast® finish offers more than 1,500 Sherwin-Williams® color options to complement your home. Clopay's durable two-part paint system has been thoroughly tested and is backed by a five-year warranty.



ULTRA-GRAIN® FINISH OPTION



Classic Medium Finish



Classic Cherry Finish



Classic Walnut Finish

*Due to the printing process, colors may vary.
Not available on Models 4050 or 4053.
Additional charges apply.*

- Painted steel surface simulates a real stained door without the need of staining and the ongoing maintenance of wood.
- The oak woodgrain pattern runs horizontal along the rails and vertical along the stiles and panels for an authentic, natural look.
- Available in Medium, Cherry or Walnut Classic finishes that complement Clopay Entry Doors, shutters and other exterior stained wood products.
- Exterior steel surface on an Ultra-Grain® finish door has a stucco texture to create a more natural woodgrain appearance.



*Model 4300, Short Elegant Panel;
Shown in Ultra-Grain® Classic Cherry Finish*



Model 9200, Short Elegant Panel with Plain Short Windows;
Shown in Ultra-Grain® Classic Cherry Finish

RUST-PREVENTION SYSTEM



Steel skins are protected through a tough, layered coating system, including a hot-dipped galvanized layer, a protective metal oxide pretreatment and a baked-on primer and top coat.

GREATER ENERGY EFFICIENCY



Thermal break* separates the interior from the exterior skin to improve energy efficiency and comfort.

**Thermal break is not present on Models 4050 and 4053.*

ENVIRONMENTAL ASSURANCE

Clopay doors are compliant with environmental laws and regulations. Clopay doors do not contain HFCs. All Clopay doors are compliant with:

- California SB 1013
- New Jersey A-5583/S-3919 – Greenhouse Gas Bill
- Washington HB 1112 – Hydrofluorocarbon Greenhouse Gas Emissions
- Canadian regulations amending the ozone-depleting substances and halocarbon alternatives regulations

WARRANTIES

PAINT SYSTEM	WINDOW	HARDWARE
LIMITED LIFE WARRANTY	LIMITED 10YR WARRANTY	LIMITED 3YR WARRANTY

WINDOW OPTIONS

Our windows add natural light to your garage while adding curb appeal to your home. All Clopay window frames are UV-protected and are color matched to our prefinished door colors. Window frames screw in from the inside for easy glass replacement or to change designs.

ARCHITECTURAL SERIES WINDOWS

These windows are from Clopay's Architectural Series, featuring a larger viewing area and are available on select models and heights. Short windows are 19-1/2" x 16" and long windows are 42" x 16".

Available on These Models

9200* 9133
9203 4300*
9130* 4310



Windows are available single pane or insulated in clear, frosted, seeded, obscure and rain designs.




DECORATIVE INSERT SERIES WINDOWS

UV-protected cellular plastic insert designs snap into either the inside or outside of the window frame for easy cleaning or to change designs. Windows are offered in single strength, double strength, acrylic, obscure or insulated glass. Short windows are 19-1/2" x 12" and long windows are 40-1/2" x 12".

Available on These Models

9200* 4300*
9203 4310
9130* 4050*
9133 4053



Windows are available single pane or insulated in clear, frosted, obscure and rain designs. Clear acrylic also available.



Short windows not available on long panel doors.

* Panel emboss may not align with windows due to size difference. Some size limitations apply.

† Shown with clear glass. Acrylic and obscure glass optional.

‡ Sunset windows not available on Ultra-Grain® finish doors.

Additional charges for optional glass apply.

Acrylic windows require special cleaning. Never use products that contain ammonia or petroleum products to clean acrylic. Please visit www.clopaydoor.com/acrylic for complete details.



Visit clopaydoor.com or call 1-800-2CLOPAY (225-6729) for more information on Clopay, America's Favorite Garage Doors.

Follow us on



©2022 Clopay Corporation. All rights reserved.

RSDR-PREM3LAYERSS-13_REV1122

imagine



DESIGN YOUR DOOR
OPEN CAMERA
AND POINT!